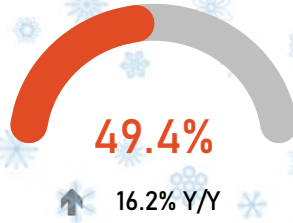


MARKET INDICATORS

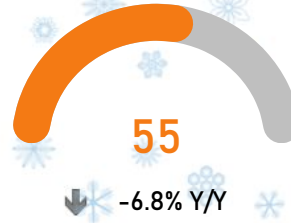
Months of Supply



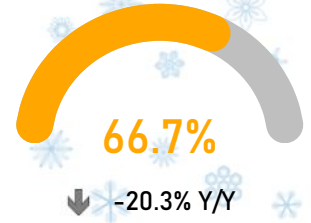
Odds of Selling within 90 Days



Days on the Market



Sales-to-New Listings Ratio



MARKET AT GLANCE



NEW LISTINGS

51

↓ -7.3% Y/Y

Annual Trend



INVENTORY

98

↓ -21.0% Y/Y

Annual Trend



SOLD

34


↓ -26.1% Y/Y

Annual Trend



SOLD BY PRICE

34 Properties SOLD



SOLD PRICE

AVERAGE SOLD PRICE

\$428,035

↑ 16.7% Y/Y

Annual Trend



MEDIAN SOLD PRICE

\$416,950

↑ 13.6% Y/Y

Annual Trend



This report was created using REALTORS® Association of Edmonton statistical data. Information herein deemed reliable, but not guaranteed. Not intended to solicit buyers or sellers under contract. ©2024 by Kirill Alemaskin (AlemaskinStatistics@gmail.com). All rights are reserved.